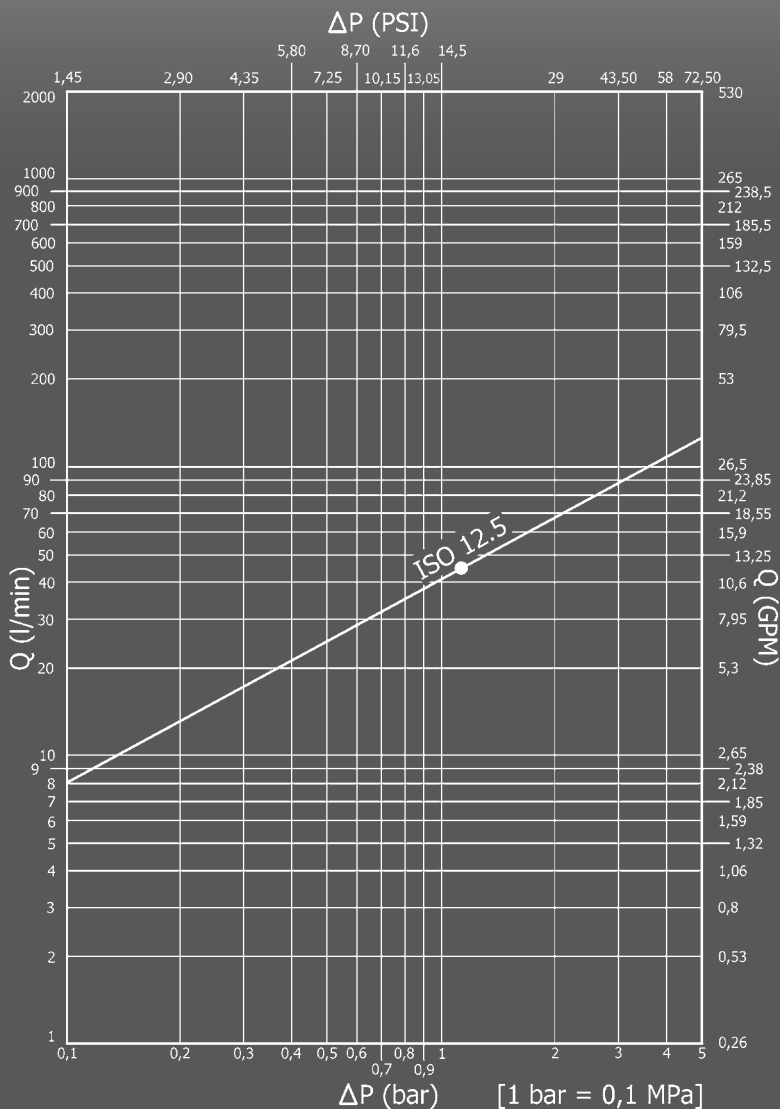


Nominal size				Max working pressure	Rated flow	Max flow rate	Min burst pressure			Fluid spillage
DNP	BG	ISO	mm				Male	Female	Coupled	
13	3	12.5	10,5	25	45	90	100	150	110	2,7

1 MPa = 145,04 psi • 1 l = 0,264 gal



PUSH PULL

VALVOLA DECOMPRESSIONE
DECOMPRESSION VALVE
DEKOMPRESSIONSVENTIL
CLAPET DECOMPRESSION

Caratteristiche tecniche

- Norma: ISO 7241-1 A
- Ghiera: doppia azione
- Occlusione: valvola decompressione
- Aggancio: sfere radiali
- Materiale: acciaio
- Finitura: Zn-Fe (Cr III)
- Filettature: BSP - NPT - SAE - METRICHE
- Guarnizioni standard: NBR
- Temperatura d'esercizio: -25 °C +100 °C
- Guarnizioni opzionali: FKM, EPDM o altro
- Pressioni di esercizio: 250 bar
- Connessione in pressione: consentita (lato maschio o lato femmina)
- Massima pressione residua: 250 bar

Technical data

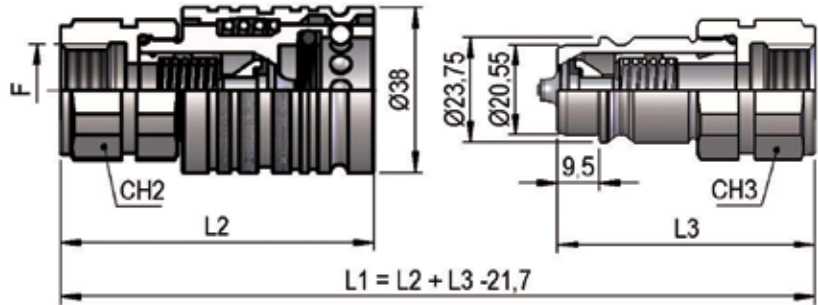
- Standard: ISO 7241-1 A
- Sleeve: double acting
- Occlusion: decompression valve
- Locking: radial balls
- Material: steel
- Finishing: Zn-Fe (Cr III)
- Threads: BSP - NPT - SAE - METRICS
- Standard seals: NBR
- Working temperature: -25 °C +100 °C
- Optional seals: FKM, EPDM or more
- Working pressure: 250 bar
- Connection under pressure: allowed (both male or female side)
- Max residual pressure: 250 bar

Technische Merkmale

- Norm: ISO 7241-1 A
- Hülse: doppelwirkend
- Verschluss: Dekompressionsventil
- Kupplung: Radialkugeln
- Werkstoff: Stahl
- Ausführung: Zn-Fe (Cr III)
- Gewinde: BSP - NPT - SAE - METRISCHE
- Standard-Dichtungen: NBR
- Betriebstemperatur: -25 °C +100 °C
- Dichtungen nach Wahl: FKM, EPDM, usw.
- Betriebsdruck: 250 bar
- Kuppeln unter Druck: erlaubt (Steckerseite oder Muffeseite)
- Max. Restdruck: 250 bar

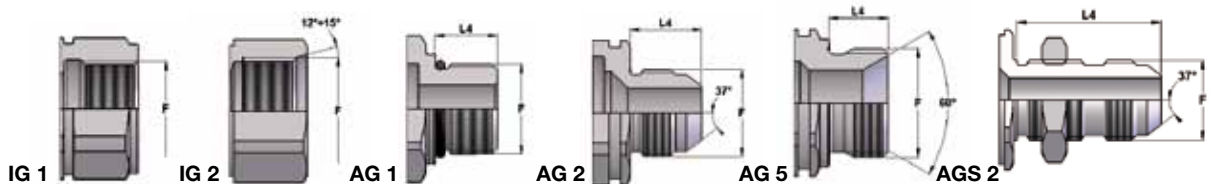
Caracteristiques techniques

- Norme: ISO 7241-1 A
- Douille: double action
- Obturation: clapet décompression
- Accrochage: billes radiales
- Matériel: acier
- Traitement: Zn-Fe (Cr III)
- Taraudage: BSP - NPT - SAE - METRIQUES
- Joints standard: NBR
- Température de service: -25 °C +100 °C
- Joints facultatifs: FKM, EPDM, ect.
- Pression de service: 250 bar
- Connexion sous pression: possible (côté male ou femelle)
- Pression restante max: 250 bar

PKK3 DN13 - BG 3 - ISO 12.5


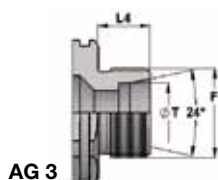
THREADS	CH2	L2	CH3	L3	L4	ØT	F	STANDARD	FEMMINA - FEMALE - MUFFE - FEMELLE			MASCHIO - MALE - STECKER - MALE		
									COD. F	Weight (g)	Packaging (pcs.)	COD. M	Weight (g)	Pack. (pcs.)
IG 1	30	72	30	59			BSP 3/8"	DIN 3852-2-X	PKK3.1310.112	324	35	PKK3.1310.113	166	60
	30	74,5	30	61,5			NPT 3/8"	ANSI B1.20.3	PKK3.1310.012	350	35	PKK3.1310.013	192	60
	30	72	30	59			BSP 1/2"	DIN 3852-2-X	PKK3.1313.112	320	35	PKK3.1313.113	162	60
	30	75	30	62			NPT 1/2"	ANSI B1.20.3	PKK3.1313.012	334	35	PKK3.1313.013	176	60
	36	77,5	36	64,5			BSP 3/4"	DIN 3852-2-X	PKK3.1319.112	373	35	PKK3.1319.113	215	40
	36	77,5	36	64,5			NPT 3/4"	ANSI B1.20.3	PKK3.1319.012	382	35	PKK3.1319.013	224	40
	30	72	30	59			M14x1,5	ISO 6149-1	PKK3.1314.102	333	35	PKK3.1314.103	175	60
	30	72	30	59			M16x1,5	ISO 6149-1	PKK3.1316.102	327	35	PKK3.1316.103	169	60
	30	72	30	59			M18x1,5	ISO 6149-1	PKK3.1318.102	321	35	PKK3.1318.103	163	60
	30	72	30	59			M20x1,5	ISO 6149-1	PKK3.1320.102	324	35	PKK3.1320.103	166	60
IG 2	30	72	30	59			9/16"-18 UNF 2B	SAE J 1926-1	PKK3.1315.032	331	35	PKK3.1315.033	173	60
	30	72	30	59			3/4"-16 UNF 2B	SAE J 1926-1	PKK3.1319.032	326	35	PKK3.1319.033	168	60
	30	76	30	63			7/8"-14 UNF 2A	SAE J 1926-1	PKK3.1323.032	325	35	PKK3.1323.033	167	60
	30	74	30	61			M16x1,5	SAE J 2244/1	PKK3.1316.112	341	35	PKK3.1316.113	183	60
	30	72	30	59			M22x1,5	SAE J 2244/1	PKK3.1322.102	328	35	PKK3.1322.103	169	60
AG 1	27	72,1	27	59,1	11,1		3/4"-16 UNF 2A	SAE J 1926-3	PKK5.1319.332	292	35	PKK5.1319.333	134	70
	30	75	30	62	16		M20x1,5	ISO 6149-2	PKK3.1320.222	311	35	PKK3.1320.223	153	60
AG 2	30	73,1	30	60,1	14,1		9/16"-18 UNF 2A	SAE J 514	PKK3.1315.302	292	35	PKK3.1315.303	133	60
	30	75,7	30	62,7	16,7		3/4"-16 UNF 2A	SAE J 514	PKK3.1319.302	301	35	PKK3.1319.303	143	60
AGS 2	30	96,6	30	83,6	37,6		3/4"-16 UNF 2A	SAE J 514	PKK3.1319.502	328	35	PKK3.1319.503	170	60
	30	100,1	30	87,1	41,1		7/8"-14 UNF 2A	SAE J 514	PKK3.1323.502	344	35	PKK3.1323.503	186	60
AG 5	30	73,5	30	60,5	12		BSP 3/8"	DIN 3852-2-B	PKK3.1310.212	302	35	PKK3.1310.213	144	60
	30	76	30	63	13		BSP 1/2"	DIN 3852-2-B	PKK3.1313.212	310	35	PKK3.1313.213	152	60
	30	70	30	57	11		M16x1,5	DIN 3863-U	PKK3.1316.702	294	35	PKK3.1316.703	136	60
	30	75	30	62	16		M20x1,5	DIN 3863-U	PKK3.1320.702	307	35	PKK3.1320.703	148	60
	30	73	30	60	14		M22x1,5	DIN 3863-U	PKK3.1322.702	304	35	PKK3.1322.703	146	60

segue/follows/folgt/suite →

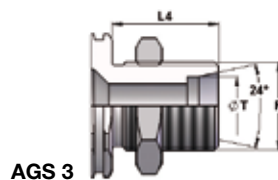
THREADS


THREADS	CH2	L2	CH3	L3	L4	ØT	F	STANDARD	FEMMINA - FEMALE - MUFFE - FEMELLE			MASCHIO - MALE - STECKER - MALE		
									COD. F	Weight (g)	Packaging (pcs.)	COD. M	Weight (g)	Pack. (pcs.)
AG 3	30	69	30	56	10	Ø8L	M14x1,5	ISO 8434-1-L	PKK3.1314.302	292	35	PKK3.1314.303	134	60
	30	70	30	57	11	10L	M16x1,5	ISO 8434-1-L	PKK3.1316.302	293	35	PKK3.1316.303	135	60
	30	70	30	57	11	12L	M18x1,5	ISO 8434-1-L	PKK3.1318.302	294	35	PKK3.1318.303	136	60
	30	71	30	58	12	15L	M22x1,5	ISO 8434-1-L	PKK3.1322.302	299	35	PKK3.1322.303	141	60
	30	71	30	58	12	18L	M26x1,5	ISO 8434-1-L	PKK3.1326.302	304	35	PKK3.1326.303	146	60
	30	71	30	58	12	10S	M18x1,5	ISO 8434-1-S	PKK3.1318.402	299	35	PKK3.1318.403	141	60
	30	71	30	58	12	12S	M20x1,5	ISO 8434-1-S	PKK3.1320.402	301	35	PKK3.1320.403	143	60
	30	73	30	60	14	14S	M22x1,5	ISO 8434-1-S	PKK3.1322.402	306	35	PKK3.1322.403	148	60
	30	73	30	60	14	16S	M24x1,5	ISO 8434-1-S	PKK3.1324.402	307	35	PKK3.1324.403	149	60
	30	75	30	62	16	20S	M30x2	ISO 8434-1-S	PKK3.1330.402	323	35	PKK3.1330.403	165	60
	27	70	27	57	11	10L	M16x1,5	ISO 8434-1-L	PKK5.1316.302	284	35	PKK5.1316.303	125	70
	27	70	27	57	11	12L	M18x1,5	ISO 8434-1-L	PKK5.1318.302	281	35	PKK5.1318.303	123	70
27	71	27	58	12	15L	M22x1,5	ISO 8434-1-L	PKK5.1322.302	286	35	PKK5.1322.303	127	70	
AGS 3	30	85	30	72	26	Ø8L	M14x1,5	ISO 8434-1-L	PKK3.1314.502	312	35	PKK3.1314.503	154	60
	30	85	30	72	26	10L	M16x1,5	ISO 8434-1-L	PKK3.1316.502	318	35	PKK3.1316.503	160	60
	30	85	30	72	26	12L	M18x1,5	ISO 8434-1-L	PKK3.1318.502	322	35	PKK3.1318.503	164	60
	30	95	30	82	36	12L	M18x1,5	ISO 8434-1-L	PKK3.1318.512	330	35	PKK3.1318.513	172	60
	30	86	30	73	27	15L	M22x1,5	ISO 8434-1-L	PKK3.1322.502	347	35	PKK3.1322.503	189	60
	30	86	30	73	27	18L	M26x1,5	ISO 8434-1-L	PKK3.1326.502	378	35	PKK3.1326.503	220	60
	30	86	30	73	27	10S	M18x1,5	ISO 8434-1-S	PKK3.1318.602	333	35	PKK3.1318.603	175	60
	30	86	30	73	27	12S	M20x1,5	ISO 8434-1-S	PKK3.1320.602	341	35	PKK3.1320.603	183	60
	30	88	30	75	29	14S	M22x1,5	ISO 8434-1-S	PKK3.1322.602	360	35	PKK3.1322.603	202	60
	30	88	30	75	29	16S	M24x1,5	ISO 8434-1-S	PKK3.1324.602	365	35	PKK3.1324.603	207	60
	30	88	30	75	29	20S	M30x2	ISO 8434-1-S	PKK3.1330.602	419	35	PKK3.1330.603	261	60
	27	85	27	72	26	12L	M18x1,5	ISO 8434-1-L	PKK5.1318.502	309	35	PKK5.1318.503	151	70
27	86	27	73	27	15L	M22x1,5	ISO 8434-1-L	PKK5.1322.502	335	35	PKK5.1322.503	177	70	

THREADS



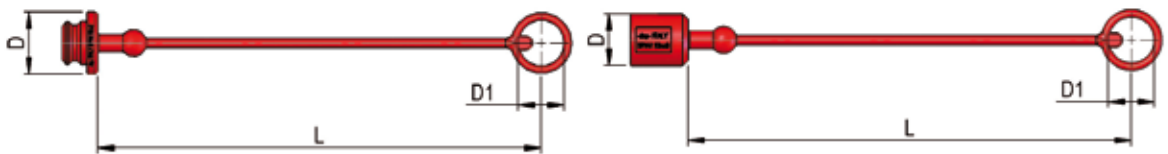
AG 3



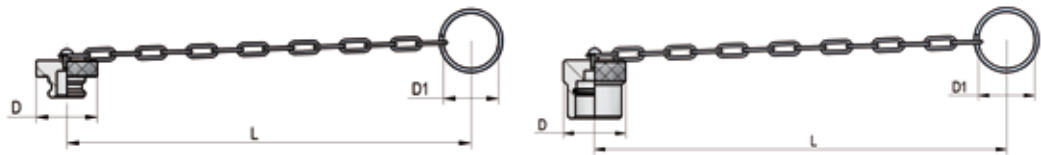
AGS 3

PLASTIC CAPS

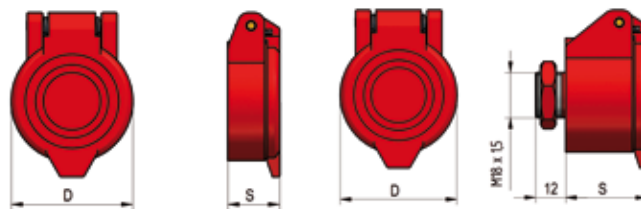
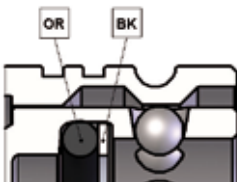
NOMINAL SIZE		FEMALE DUST PLUG						MALE DUST CAP						COLOUR	MATERIAL
DNP	BG	ISO	COD. F	Dimensions			Weight (g)	COD. M	Dimensions			Weight (g)			
				D	L	D1			D	L	D1				
13	3	12.5	SPAV.13002	35	250	26	20	SPAV.13003	29	250	26	21		PVC	
13	3	12.5	SPAV.13012	35	250	26	20	SPAV.13013	29	250	26	21		PVC	
13	3	12.5	SPAV.13022	35	250	26	20	SPAV.13023	29	250	26	21		PVC	
13	3	12.5	SPAV.13032	35	250	26	20	SPAV.13033	29	250	26	21		PVC	
13	3	12.5	SPAV.13042	35	250	26	20	SPAV.13043	29	250	26	21		PVC	
13	3	12.5	SPAV.13052	35	250	26	20	SPAV.13053	29	250	26	21		PVC	
13	3	12.5	SPAV.13062	35	250	26	20	SPAV.13063	29	250	26	21		PVC	


METAL CAPS

NOMINAL SIZE		FEMALE DUST PLUG						MALE DUST CAP						MATERIAL
DNP	BG	ISO	COD. F	Dimensions			Weight (g)	COD. M	Dimensions			Weight (g)		
				D	L	D1			D	L	D1			
13	3	12.5	SPAV.13202	38	205	32	51	SPAV.13203	38	205	32	70	Aluminum	


AUTOMATIC CAPS

NOMINAL SIZE		AUTOMATIC FEMALE CAP					AUTOMATIC MALE CAP					COLOUR	MATERIAL
DNP	BG	ISO	COD. F	Dimensions		Weight (g)	COD. M	Dimensions		Weight (g)			
				D	S			D	S				
13	3	12.5	SPPV.13302	46	18,4	24	SPPV.13303	46	33	59		Nylon	
13	3	12.5	SPPV.13312	46	18,4	24	-	-	-	-		Nylon	
13	3	12.5	SPPV.13322	46	18,4	24	-	-	-	-		Nylon	
13	3	12.5	SPPV.13332	46	18,4	24	-	-	-	-		Nylon	
13	3	12.5	SPPV.13342	46	18,4	24	SPPV.13343	46	33	59		Nylon	


SPARE PARTS


NOMINAL SIZE		FEMALE GASKET		
DNP	BG	ISO	OR (NBR*)	BK (PTFE)
13	3	12.5	PPV.013.120	PPV.013.130

* AL CODICE DELLA GUARNIZIONE IN NBR AGGIUNGERE 'E' PER EPDM O 'V' PER VITON

TO THE NBR GASKET CODE ADD 'E' FOR EPDM OR 'V' FOR VITON

ZU DER ARTIKELNR. DER NBR DICHTUNG GEBEN SIE 'E' FUER EPDM ODER 'V' FUER VITON AN

AU CODE DU JOINT EN NBR JOINDRE 'E' POUR EPDM OU 'V' POUR VITON